



# Suspended Scales

## Model 235 6S

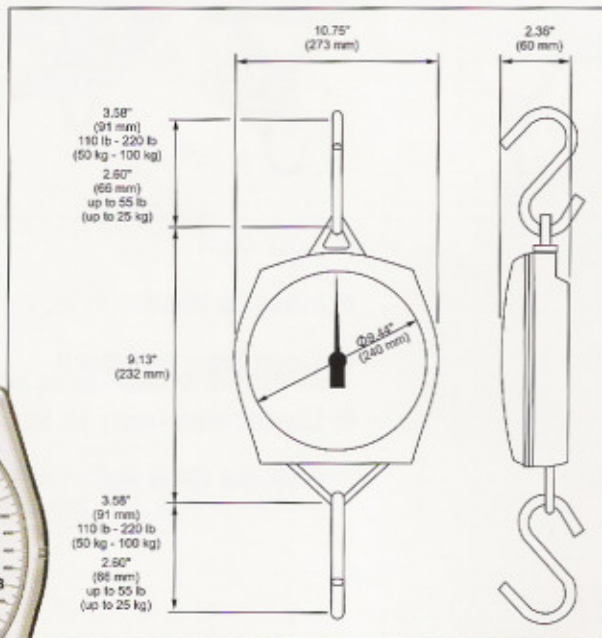


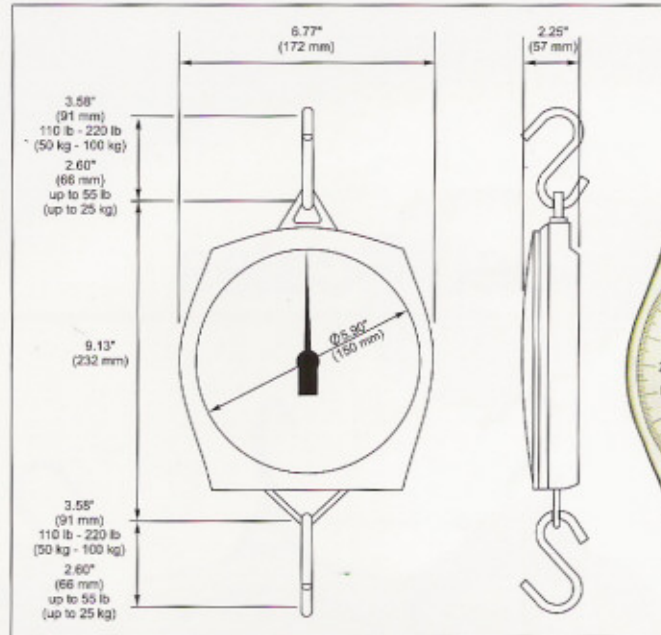
Compact, robust and corrosion resistant, housed in a tough ABS plastic case with shatterproof polycarbonate dial cover. Low friction acetal bearings provide positive movement to give maximum sensitivity. Accurate to one part in 250 with up to 15% zero adjust. Supplied with top and bottom hooks.

### Option

Round pan  
Galvanized scoop

### Dual Marked

- 5 kg x 20 g / 11 lb x 1 oz
- 10 kg x 50 g / 22 lb x 2 oz
- 25 kg x 100 g / 56 lb x 4 oz
- 50 kg x 200 g / 110 lb x 8 oz
- 100 kg x 500 g / 220 lb x 1 lb



## Model 235 10S

Robust and corrosion resistant, housed in a tough ABS plastic case with shatterproof polycarbonate dial cover. Low friction bearings provide positive movement to give maximum sensitivity. Accurate to one part in 500 with up to 15% zero adjust. Supplied with top and bottom hooks.

### Option

Round pan  
Galvanized scoop

### Dual Marked

- 5 kg x 10 g / 11 lb x 1/2 oz
- 10 kg x 20 g / 22 lb x 1 oz
- 25 kg x 50 g / 56 lb x 2 oz
- 50 kg x 100 g / 110 lb x 4 oz
- 100 kg x 200 g / 220 lb x 8 lb

**Model 235 6M**

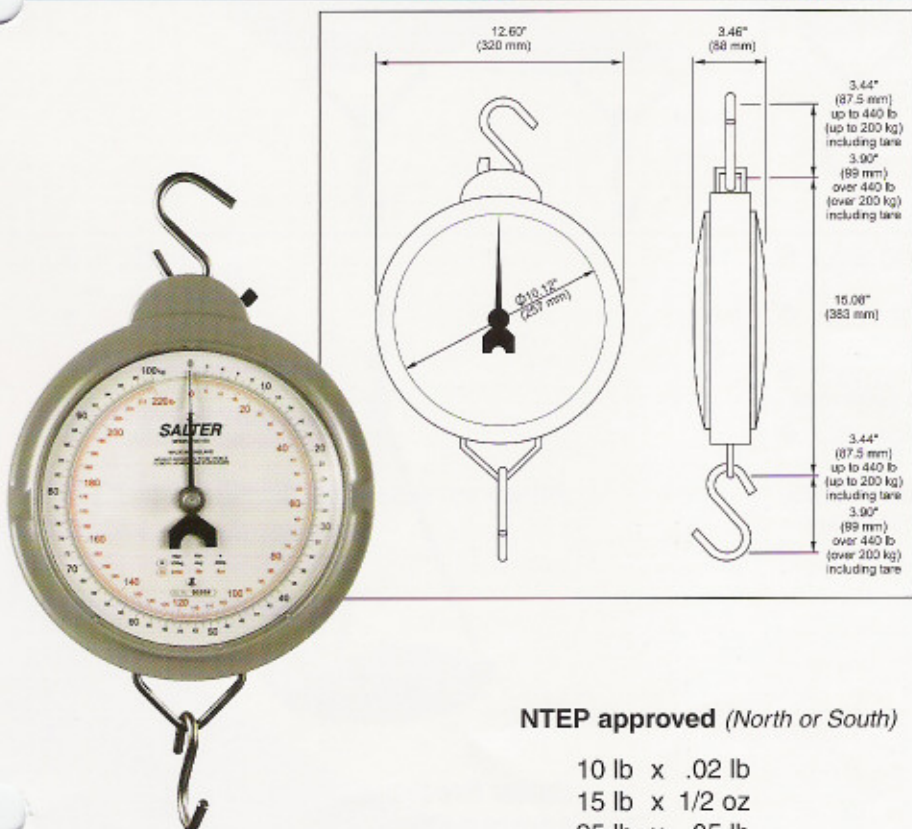

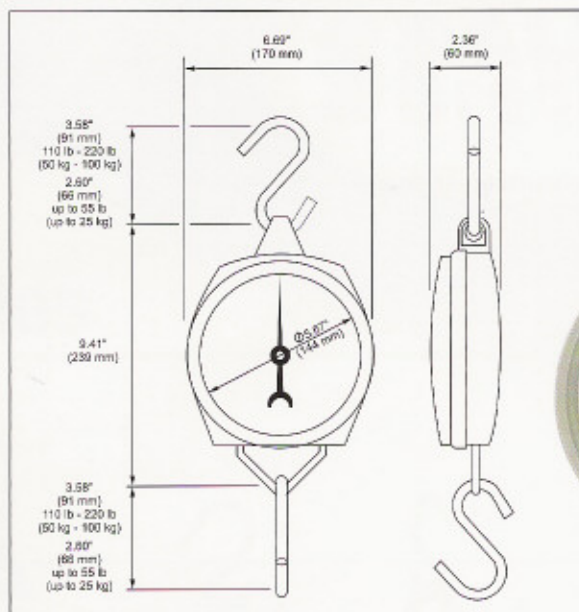
Compact, robust, housed in the traditional metal case. Accurate to one part in 250 with up to 15% zero adjustment. Supplied with top and bottom hooks.

**Option**

Round pan  
Galvanized scoop

**Dual Marked**

5 kg x 20 g	/	11 lb x 1 oz
10 kg x 50 g	/	22 lb x 2 oz
25 kg x 100 g	/	56 lb x 4 oz
50 kg x 200 g	/	110 lb x 8 oz
100 kg x 500 g	/	220 lb x 1 lb

**Model 235 10x (NTEP & Non-NTEP)**

Heavy duty suspended scale, NTEP approved up to 100 lbs. Easy to read dial housed in a robust die cast casing. Low friction bearings provides positive movement to give maximum sensitivity. Accurate to one part in 1000 NTEP, one part in 500 non-NTEP. Supplied with top and bottom hooks as standard.

**Option**

Double lipped scoop  
Round pan  
Galvanized scoop

**NTEP approved (North or South)**

10 lb	x	.02 lb
15 lb	x	1/2 oz
25 lb	x	.05 lb
30 lb	x	1.0 oz
50 lb	x	0.1 lb
100 lb	x	0.2 lb

**Non-NTEP approved**

100 kg	x	200 g	/	220 lb	x	8 oz
200 kg	x	500 g	/	440 lb	x	1 lb
300 kg	x	1 kg	/	660 lb	x	2 lb