

**LINE:** MOBILE RECEIVING SCALES

**MODEL:** EQM-200/400, EQM-400/800 & EQM-1000/2000



USE	CAPACITIES AND DIMENSIONS			
<ul style="list-style-type: none"> <li>• All industry in general</li> <li>• Storage companies</li> <li>• Markets</li> <li>• Shipping departments</li> <li>• Supermarkets</li> <li>• House hold suppliers</li> <li>• Steel and aluminum foundries</li> <li>• Office suppliers</li> <li>• Manufacturers</li> <li>• Shipping &amp; Receiving</li> <li>• Etc</li> </ul>	<b>MODEL</b>	<b>Capacity</b>	<b>Minimum division</b>	<b>Plate Dimensions</b>
	EQM-200/400	200 kg/ 400 lb	50 g / 0.1 lb	68 X 83 cm (27 X 32" IN)
	EQM-400/800	400 kg/ 800 lb	100 g / 0.2 lb	68 X 83 cm (27 X 32" IN)
	EQM-1000/2000	1000 kg/ 2000 lb	200 g / 0.5 lb	73 X 98 cm (29 X 38" IN)

**BENEFITS**

- Toggles between kilograms and pounds
- Easy to use
- PC or Printer communication function
- Operates with rechargeable battery (200 hours approximately) or electrical power supply

LINE:

MOBILE RECEIVING SCALES

MODEL:

EQM-200/400, EQM-400/800 & EQM-1000/2000

BENEFITS



EASY TO USE

So simple to use that anyone can operate it with only a minute training



BUILT TO LAST

Its solid structure and design, guarantee years of continuous trouble free operation.


SPECIFICATIONS

	EQM-200/400	EQM-400/800	EQM-1000/2000
Capacity	200 kg/ 400 lb	400 kg/ 800 lb	1000 kg/ 2000 lb
Minimum division	50 g/ 0.1 lb	100 g / 0.2 lb	200 g/ 0.5 lb
Display	Liquid Crystal Display		
Backlight	Included		
Power Supply	110 v/60 hz (220 v/50 hz Optional)		
Power supply adapter	Included		
Car lighter adapter	Optional		
Serial port	RS-232		
Rechargeable Battery	Included (200 hours approximately)		
Maximum tare	100 kg/ 200 lb	200 kg/ 400 lb	500 kg/ 1000 lb
Plate Dimensions	68.5 x 83.18 cm (27 x 32 3/4" IN )		78.7x113.5 cm/ 29x44"IN
Operation temperature	-10 to 40 °C (14 to 104 °F)		
Storage Temperature	-20 to 50 °C (-4 to 122 °F)		
Net weight	64 kg/ 141 lb	64 kg/ 141lb	89 kg/ 196 lb
Shipping weight	81 kg/ 178.5 lb	81 kg/ 178.5lb	106 kg/ 233.3 lb



OPERATES ANYWHERE

A long lasting rechargeable battery allow the EQM to operate almost anywhere. Very mobile since it is equipped with wheels.



EASY TO READ DISPLAY

A backlight alphanumeric liquid crystal display enhances visibility even in dark areas.

OPTIONAL ACCESSORIES




Stainless steel plate



Car lighter adapter to plug in the scale

OVERLOAD AND IMPACT PROTECTION

The shock-absorbing platform, and heavy duty steel construction, provides protection against overload and impact forces.



TWO SCALES IN ONE

Its rotating indicator module can be disassembled and the scale can work as a platform with remote indicator.

ACCESSORIES INCLUDED:

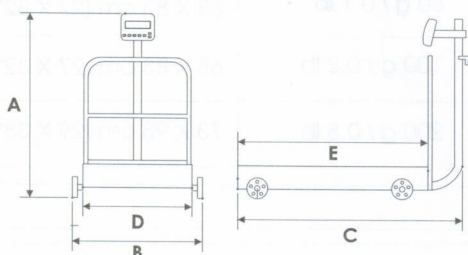
Adapter for remote indicator mounting  
3 m (9.8 ft) extension cord.  
Assembly required



PC COMMUNICATION FUNCTION

Includes PC or printer interface through serial port RS-232

DIMENSIONS



	EQM-200/400	EQM-400/800	EQM-1000/2000
A	116.3 cm/ 45.8" IN	116.3 cm/ 45.8" IN	116.3 cm/ 45.8" IN
B	81.8 cm / 32.2" IN	81.8 cm / 32.2" IN	84.4 cm/ 33.2" IN
C	95.7 cm / 37.6" IN	95.7 cm / 37.6" IN	113.5 cm / 44.7" IN
D	68.5 cm / 27" IN	68.5 cm / 27" IN	73.6 cm / 29" IN
E	80.6 cm / 31.7" IN	80.6 cm / 31.7" IN	95.8 cm/ 37.7" IN



DISTRIBUTED BY

\*Available only in scales ordered under this spec

ONE DIGITALSCALES.com

Call Us Toll-Free

800-620-7811

www.onedigitalscales.com