

## Industrial Crane Scales with P2000 Indicator

by Masterline

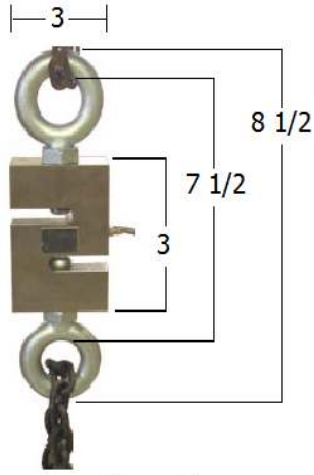


The 250-20,000lb Digital hanging crane scale utilizes a highly accurate hanging load cell. Easy to install and operate, and comes pre-calibrated so you simply remove from the box and begin weighing.

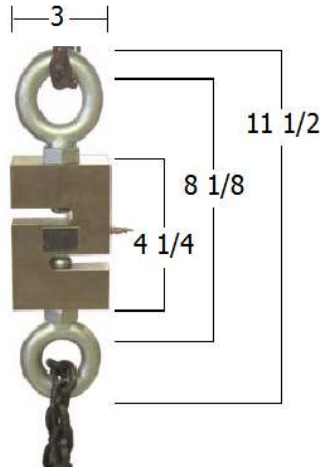
The scale includes a 15-20 ft. between the crane scale and the digital weight indicator. The indicator features a 0.8" high LED display powered by a 120 VAC operation (standard wall outlet). The load cell is nickel plated tool steel and the overload capacity is rated 1.5 times the scale capacity. This crane scale also has a standard RS-232 interface which lets you connect this scale to a printer or personal computer.

- LB/KG, ZERO, TARE, MEMORY, MEMORY CLEAR, PRINT & NET/GROSS
- One year Warranty.
- Optional Rechargeable Battery

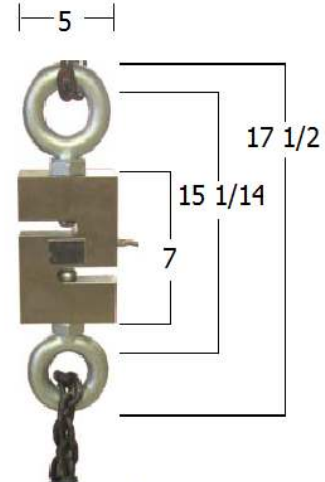
**Industrial Crane Scales by Masterline**



Low Capacity  
500-3,000lbs



Medium Capacity  
5,000-10,000lbs



Heavy Capacity  
20,000lbs +

\* Measured in inches

**Specifications**

Condition	New
Warranty	1 Year
Weighing Units	Pounds (lbs) and Kilograms (kg)
Capacity	250lb x .05lb 500lb x 0.1lb 1,000lb x 0.2lb 2,500lb x 0.5lb 5,000lb x 1.0lb 10,000lb x 2.0lb 20,000lb x 5.0lb
Power	AC/DC (optional rechargeable battery add)
Cable	13 ft -15 ft
Indicator LED readout	0.8" high
Other	RS-232 print capability (standard)